



















1986 - 1987 Buick Grand National / Regal Lamps

EXTERIOR – FRONT					
Low Beam Headlamps H4656	2		High Beam Headlamps H4651	2	
Parking Lights 2057A or 2057NA	2		Front Turn Signals 2057	2	
Front Sidemarkers 194	2		Under Hood Light 89	1	
EXTERIOR – REAR					
Rear Tail/Turn Signals Tail/Stop Lights 2057	2 2		Rear Sidemarkers Tail Lights License Plate 194	2 2 1	
Back-up Lights, High Mount Stop Light 1156	2 1		Trunk Light 1003	1	
INTERIOR					
Step/Courtesy Lights 906 (Driver) – 89 (Passenger)	1 ea		Rear Seat Courtesy Lights (T-top) 561	2	
Instrument Panel: Illumination [Digital = 5] 'Oil/Choke' Indicator* 'Volts' Indicator* Note: Volts socket has internal resistor 'Water Temp' Indicator* 'Brake' Warning* (if E-Brake is on) 'Fasten Belts' Indicator Directional Signal Indicators 'Security' Indicator 'Service Engine Soon' Indicator* 'Turbo Power – Economy' * (Digital only) 'Turbo Power – Power' * (Digital only) 194 * Bulb test on start	7 1 1 1 1 1 2 1 1 1 1 1		Hard top: Dome 578 Reading (option) 1004	1 2	 
Hi-beam Indicator 'Cruise' Indicator 161	1 1		Glove Box Light, HVAC Control (manual) Console Gear Indicator 194	1 1 1	
			Rear View Mirror Map Light (option) 912	2	
SUMMARY and BULB SPECIFICATIONS					
Bulb #	Qty	Spec's			
89	2	13V, 0.58A, 7.5W, 75 lumens (initial), G6 Single Contact Bayonet (BA15s) base, 1-7/16" x 3/4"			
161	2	14V, 0.19A, 2.7W, 12.6 lumens (initial), T3-1/4 Miniature Wedge (W2.1x9.5d) base, 1-1/16" x 13/32"			
194	varies	14V, 0.27A, 3.8W, 25 lumens (initial), T3-1/4 Miniature Wedge (W2.1x9.5d) base, 1-1/16" x 13/32"			
561	2	12.8V, 0.97A, 12.4W, 150 lumens (initial), Rigid Loop base, 1-23/32" length			
578	1	12.8 V, 0.78 A, 9.984 W, 150 lumens, T-3 Festoon Bulb Double End Cap Base, 1-23/32" length			
906	1	13V, 0.69A, 9W, 75 lumens (initial), T5 Miniature Wedge (W2.1x9.5d) base, 1-1/2" x 5/8"			
912	2	12.8V, 1A, 12.8W, 150 lumens (initial), T5 Miniature Wedge (W2.1x9.5d) base, 1-1/2" x 5/8"			
1003	1	12.8V, 0.94A, 12W, 189 lumens (initial), B6 Single Contact Bayonet (BA15s) base, 1-3/4" x 3/4"			
1004	2	12.8V, 1A, 12.8W, 150 lumens, B6 Double Contact (BA15d) base, 1-3/4" x 3/4"			
1156	3	12.8V, 2.1A, 26.9W, 400 lumens (initial), S8 Single Contact Bayonet (BA15s) base, 2" x 1"			
2057	6	12.8V, 2.1A, 26.9W, 402 lumens (initial), S8 Double Contact Index Bayonet (BAY15d) base, 2" x 1"			
2057NA	2	12.8V, 2.1A, 26.9W, 300 lumens (initial), S8 Double Contact Index Bayonet (BAY15d) base, 2" x 1"			
H4651	2	12.8V, 3.9A, 50W, 2 Contact Lugs, 3.94" x 6.5" (100mm x 165mm)			
H4656	2	12.8V, 2.7A, 35W, 3 Contact Lugs, 3.94" x 6.5" (100mm x 165mm)			
Note: Lamp photos are not to scale.					
Dennis L. – 3/14/2021 Rev 4					